

# PRODUCT GUIDE



**▲ HYUNDAI**  
**HIGH PERFORMANCE FORKLIFTS**  
*The driver's choice*

# WHY YOUR NEXT FORKLIFT SHOULD BE A HYUNDAI

## **FUTURE-PROOF YOUR BUSINESS WITH HYUNDAI SMART TECHNOLOGY & SAFETY**

With Hyundai you can be confident that every high-performance forklift is at the forefront of safety, technology and environmental protection.

## **THE DRIVER'S CHOICE THAT DRIVES YOUR PRODUCTIVITY**

Your drivers are your most important asset, and the forklift is their 'office'. When your driver sits in a Hyundai high-performance forklift they won't want to drive any other.

## **SERVICE & SUPPORT THAT ONLY AN INDEPENDENT DEALER CAN PROVIDE**

You can depend on your local independent Hyundai Dealer to have your back and provide the very best service and support at all times. With Hyundai High Performance Forklifts you are a name not a number.



# LPG FORKLIFTS

## Future-proof your business

### Advanced Technology

- 5.6 inch LCD colour monitor
- Auto fork levelling system
- Load weight indicator
- Wet disc brake
- 4 piece bolt on cabin

### Advanced Safety

- Auto park brake system
- Hill Start Assist Control
- Operator Presence Sensing System
- Machine Inclination Warning System
- Rear horn with handle

### Environmentally friendly

- Choice of Hyundai Tier 3 or Kubota Tier 4 clean engines

## The Driver's Choice

- Full suspension grammar seat
- Light and Precise Fingertip control (optional)
- High visibility masts
- Ergonomic design
- Rubber mounted operator area to reduce fatigue
- Spacious operator compartments




## Service and Support

- Ease of maintenance
- Clutch protection system
- Password start protection system
- Maintenance management system
- Rear tyre cover & under cover (optional)
- Self Diagnostics function
- Brake oil reservoir with level sensor for easy inspection






# PRODUCT GUIDE | LPG FORKLIFTS



				
<b>Counter Balanced Tier 2</b>	<b>20L-7SA</b>	<b>25L-7SA</b>	<b>30L-7SA</b>	<b>35L-7SA</b>
<b>Load Capacity</b>	2000kg	2500kg	3000kg	3500kg
<b>Engine</b>	Nissan K25	Nissan K25	Nissan K25	Nissan K25
<b>Power</b>	37.4kW	37.4kW	37.4kW	37.4kW
<b>Min. Turning Radius</b>	2330mm	2330mm	2450mm	2510mm
<b>Max. Lift Height</b>	6m	6m	6m	6m

				
<b>Counter Balanced Tier 3</b>	<b>25L-9A</b>	<b>30L-9A</b>	<b>33L-9A</b>	<b>35LN-9A</b>
<b>Load Capacity</b>	2500kg	3000kg	3500kg	3500kg
<b>Engine</b>	HMC L4KB	HMC L4KB	HMC L4KB	HMC L4KB
<b>Power</b>	44.1kW	44.1kW	44.1kW	44.1kW
<b>Min. Turning Radius</b>	2342mm	2413mm	2463mm	2490mm
<b>Max. Lift Height</b>	7.9m	7.9m	7.9m	7.9m

		
<b>Counter Balanced Tier 4</b>	<b>25LC-7</b>	<b>30LC-7</b>
<b>Load Capacity</b>	2500kg	3000kg
<b>Engine</b>	HMC L4KB	HMC L4KB
<b>Power</b>	44.1kW	44.1kW
<b>Min. Turning Radius</b>	2080mm	2129mm
<b>Max. Lift Height</b>	7.9m	7.9m

			
<b>Counter Balanced Tier 3</b>	<b>25L-7A</b>	<b>30L-7A</b>	<b>33L-7A</b>
<b>Load Capacity</b>	2500kg	3000kg	3300kg
<b>Engine</b>	HMC L4KB	HMC L4KB	HMC L4KB
<b>Power</b>	44kW	44kW	44kW
<b>Min. Turning Radius</b>	2298mm	2398mm	2434mm
<b>Max. Lift Height</b>	7.9m	7.9m	7.9m

			
<b>Counter Balanced Tier 3</b>	<b>35L-7A</b>	<b>40L-7A</b>	<b>45L-7A</b>
<b>Load Capacity</b>	3500kg	4000kg	4500kg
<b>Engine</b>	GM 4.3L	GM 4.3L	GM 4.3L
<b>Power</b>	94kW	94kW	94kW
<b>Min. Turning Radius</b>	2794mm	2857mm	2895mm
<b>Max. Lift Height</b>	6.5m	6.5m	6.5m

		
<b>Counter Balanced Tier 4</b>	<b>50L-7A</b>	<b>70L-7A</b>
<b>Load Capacity</b>	5000kg	7000kg
<b>Engine</b>	GM 4.3L	GM 4.3L
<b>Power</b>	94kW	78kW
<b>Min. Turning Radius</b>	2946mm	3370mm
<b>Max. Lift Height</b>	6.5m	6.1m

# ELECTRIC FORKLIFTS

## Future-proof your business

### Advanced Technology

- Electric Power Steering System to improve energy efficiency and battery life
- Powerful and Sophisticated driving performance due to Dual Drive Motors
- High speed CANBUS system
- Waterproof for external use - IP43 Motor & IP65 Controller

### Advanced Safety

- Curve Control feature reduces driving speed when turning through a curve
- Anti-Roll Back feature prevents roll back on an incline
- Electric Auto Park Brake
- Operator Presence Sensing System
- Built in weigh indicator with safety cut out on overloading

## The Driver's Choice

- Light and Precise Fingertip control
- Comfortable and efficient Direction & Horn switch on lift lever
- Self-centering steer-wheel
- Full suspension grammar seat
- Spacious operator compartments
- High visibility masts
- Ergonomic design

## Service and Support

- Ease of maintenance
- Oil Cooled Disc Brakes
- Advanced Drive System increasing product life
- Side Battery extraction for easy change out
- Self Diagnostics function
- Continental SC18 Solid Tyres for longer wear
- Brake oil reservoir with level sensor for easy inspection
- Password start protection system








# PRODUCT GUIDE | ELECTRIC FORKLIFTS

		
<b>Counter Balanced</b>	<b>13BTR-9</b>	<b>15BTR-9</b>
<b>Load Capacity</b>	1250kg	1500kg
<b>Battery V/Ah</b>	24/750	24/750
<b>Min. Turning Radius</b>	1425mm	1480mm
<b>Max. Lift Height</b>	6.1m	6.1m

			
<b>Counter Balanced</b>	<b>15BCS-9</b>	<b>18BCS-9</b>	<b>20BCS-9</b>
<b>Load Capacity</b>	1500kg	1800kg	2000kg
<b>Battery V/Ah</b>	36/1085	36/1085	36/1240
<b>Min. Turning Radius</b>	1397mm	1397mm	1467mm
<b>Max. Lift Height</b>	6m	6m	6m

			
<b>Counter Balanced</b>	<b>15BT-9U</b>	<b>18BT-9U</b>	<b>20BT-9U</b>
<b>Load Capacity</b>	1500kg	1800kg	2000kg
<b>Battery V/Ah</b>	48/440	48/510	48/510
<b>Min. Turning Radius</b>	1540mm	1630mm	1660mm
<b>Max. Lift Height</b>	7m	7m	7m

			
<b>Counter Balanced</b>	<b>16B-9</b>	<b>18B-9</b>	<b>20B-9</b>
<b>Load Capacity</b>	1600kg	1800kg	2000kg
<b>Battery V/Ah</b>	48/510	48/585	48/585
<b>Min. Turning Radius</b>	1710mm	1795mm	1810mm
<b>Max. Lift Height</b>	7m	7m	7m

			
<b>Counter Balanced</b>	<b>16B-9F</b>	<b>18B-9F</b>	<b>20B-9F</b>
<b>Load Capacity</b>	1600kg	1800kg	2000kg
<b>Battery V/Ah</b>	48/440	48/440	48/440
<b>Min. Turning Radius</b>	1710mm	1795mm	1810mm
<b>Max. Lift Height</b>	7m	7m	7m

		
<b>Counter Balanced</b>	<b>25B-9F</b>	<b>30B-9F</b>
<b>Load Capacity</b>	2500kg	3000kg
<b>Battery V/Ah</b>	48/600	48/600
<b>Min. Turning Radius</b>	1939mm	2164mm
<b>Max. Lift Height</b>	7.9m	7.9m

			
<b>Counter Balanced</b>	<b>20BC-9</b>	<b>25BC-9</b>	<b>30BC-9</b>
<b>Load Capacity</b>	2000kg	2500kg	3000kg
<b>Battery V/Ah</b>	48/740	48/740	48/845
<b>Min. Turning Radius</b>	1910mm	1935mm	2095mm
<b>Max. Lift Height</b>	7.9m	7.9m	7.9m

				
<b>Counter Balanced Tier 3</b>	<b>25B-9U</b>	<b>30B-9U</b>	<b>32B-9U</b>	<b>35B-9U</b>
<b>Load Capacity</b>	2500kg	3000kg	3200kg	3500kg
<b>Battery V/Ah</b>	48/660	48/715	48/715	48/715
<b>Min. Turning Radius</b>	1940mm	2150mm	2165mm	2205mm
<b>Max. Lift Height</b>	7.9m	7.9m	7.9m	7.9m

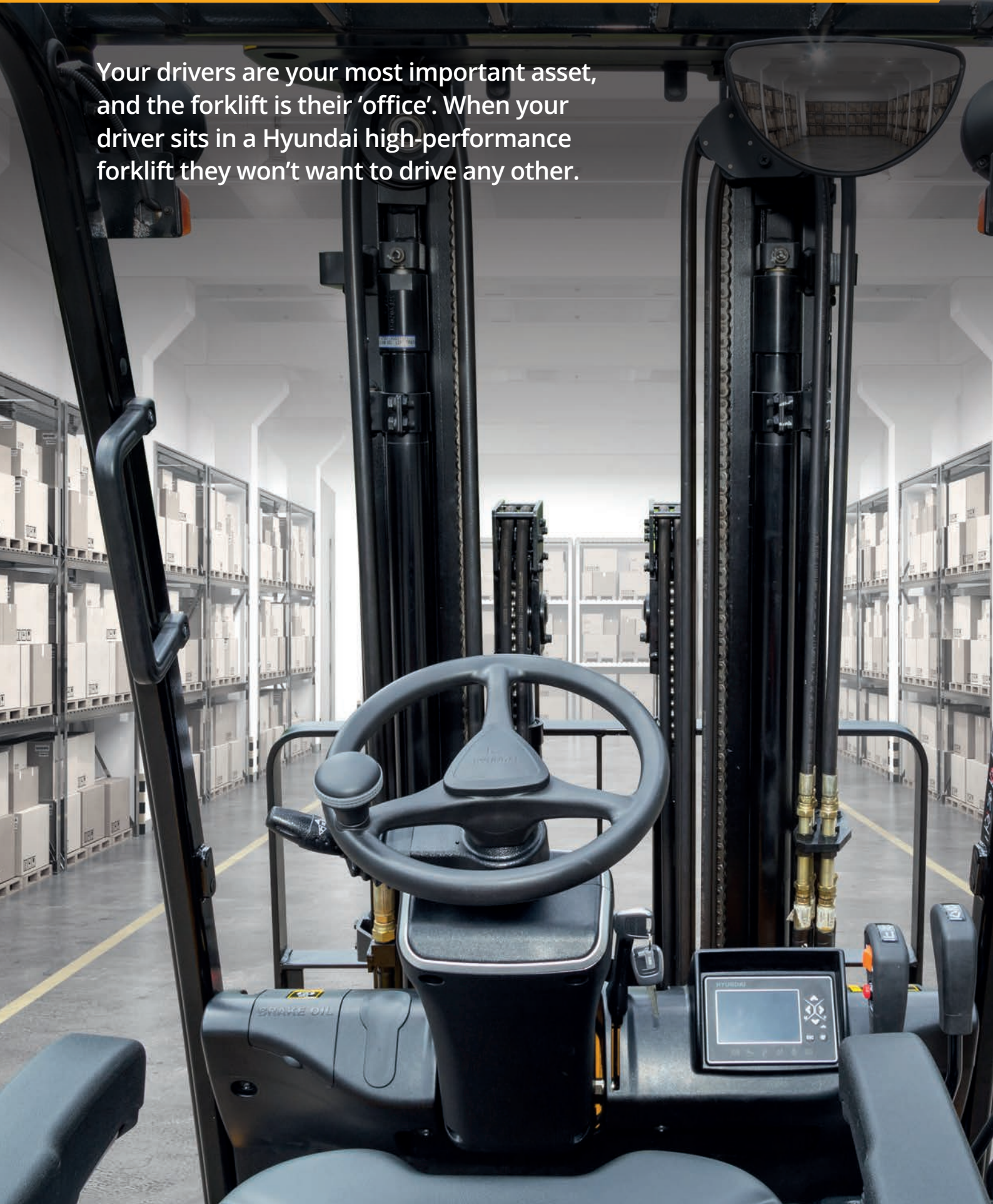
# PRODUCT GUIDE | ELECTRIC FORKLIFTS

			
<b>Counter Balanced</b>	<b>25BH-9</b>	<b>30BH-9</b>	<b>35BH-9</b>
<b>Load Capacity</b>	2500kg	3000kg	3500kg
<b>Battery V/Ah</b>	80/600	80/600	80/600
<b>Min. Turning Radius</b>	1925mm	2055mm	2145mm
<b>Max. Lift Height</b>	7.9m	7.9m	7.9m

			
<b>Counter Balanced</b>	<b>40B-9</b>	<b>45B-9</b>	<b>50B-9</b>
<b>Load Capacity</b>	4000kg	4500kg	5000kg
<b>Battery V/Ah</b>	80/770	80/700	80/700
<b>Min. Turning Radius</b>	2670mm	2670mm	2705mm
<b>Max. Lift Height</b>	6m	6m	5.9m

# THE DRIVER'S CHOICE THAT DRIVES YOUR PRODUCTIVITY

Your drivers are your most important asset, and the forklift is their 'office'. When your driver sits in a Hyundai high-performance forklift they won't want to drive any other.



# DIESEL FORKLIFTS

### Future-proof your business

#### Advanced Technology

- 5.6 inch LCD colour monitor
- Auto fork levelling system
- Load weight indicator
- Wet disc brake
- 4 piece bolt on cabin

#### Advanced Safety

- Auto park brake system
- Hill Start Assist Control
- Operator Presence Sensing System
- Machine Inclination Warning System
- Rear horn with handle

#### Environmentally friendly

- Choice of Hyundai Tier 3 or Kubota Tier 4 clean engines

#### The Driver's Choice

- Full suspension grammar seat
- Finger-tip controls (optional)
- High visibility masts
- Ergonomic design
- Rubber mounted operator area to reduce fatigue

#### Service and Support

- Ease of maintenance
- Clutch protection system
- Password start protection system
- Maintenance management system
- Rear tyre cover & under cover (optional)





# PRODUCT GUIDE | DIESEL FORKLIFTS

			
<b>Counter Balanced Tier 3</b>	<b>15D-7E</b>	<b>18D-7E</b>	<b>20DA-7E</b>
<b>Load Capacity</b>	1500kg	1800kg	2000kg
<b>Engine</b>	KUBOTA v2203	KUBOTA v2204	KUBOTA v2205
<b>Power</b>	30.8kW	30.8kW	30.8kW
<b>Min. Turning Radius</b>	1984mm	2014mm	2050mm
<b>Max. Lift Height</b>	7m	7m	7m

				
<b>Counter Balanced Tier 2</b>	<b>20D-7SA</b>	<b>25D-7SA</b>	<b>30D-7SA</b>	<b>35D-7SA</b>
<b>Load Capacity</b>	2000kg	2500kg	3000kg	3500kg
<b>Engine</b>	Mitsubishi S4S	Mitsubishi S4S	Mitsubishi S4S	Mitsubishi S4S
<b>Power</b>	35.3kW	35.3kW	35.3kW	35.3kW
<b>Min. Turning Radius</b>	2330mm	2330mm	2450mm	2510mm
<b>Max. Lift Height</b>	6m	6m	6m	6m


				
<b>Counter Balanced Tier 3</b>	<b>20DT-7</b>	<b>25DT-7</b>	<b>30DT-7</b>	<b>33DT-7</b>
<b>Load Capacity</b>	2000kg	2500kg	3000kg	3300kg
<b>Engine</b>	HYUNDAI WIA	HYUNDAI WIA	HYUNDAI WIA	HYUNDAI WIA
<b>Power</b>	60kW	60kW	60kW	60kW
<b>Min. Turning Radius</b>	2260mm	2313mm	2398mm	2463mm
<b>Max. Lift Height</b>	7.9m	7.9m	7.9m	7.9m

			
<b>Counter Balanced Tier 4</b>	<b>15D-9</b>	<b>18D-9</b>	<b>20D-9</b>
<b>Load Capacity</b>	1500kg	1800kg	2000kg
<b>Engine</b>	3F183T	3F183T	3F183T
<b>Power</b>	37.2kW	37.2kW	37.2kW
<b>Min. Turning Radius</b>	2005mm	2005mm	2005mm
<b>Max. Lift Height</b>	7m	7m	7m





				
<b>Counter Balanced Tier 4</b>	<b>25D-9</b>	<b>30D-9</b>	<b>33D-9</b>	<b>35DA-9</b>
<b>Load Capacity</b>	2500kg	3000kg	3300kg	3500kg
<b>Engine</b>	KUBOTA V3307	KUBOTA V3308	KUBOTA V3309	KUBOTA V3310
<b>Power</b>	50kW	50kW	50kW	50kW
<b>Min. Turning Radius</b>	2342mm	2413mm	2463mm	2490mm
<b>Max. Lift Height</b>	7.9m	7.9m	7.9m	7.9m



			
<b>Counter Balanced Tier 3</b>	<b>25D-9E</b>	<b>30D-9E</b>	<b>33D-9E</b>
<b>Load Capacity</b>	2500kg	3000kg	3300kg
<b>Engine</b>	YANMAR 4TNE92	YANMAR 4TNE93	YANMAR 4TNE94
<b>Power</b>	33.4kW	33.4kW	33.4kW
<b>Min. Turning Radius</b>	2342mm	2413mm	2463mm
<b>Max. Lift Height</b>	7.9m	7.9m	7.9m

				
<b>Counter Balanced Tier 4</b>	<b>35D-9F</b>	<b>40D-9F</b>	<b>45D-9F</b>	<b>50DA-9F</b>
<b>Load Capacity</b>	3500kg	4000kg	4500kg	5000kg
<b>Engine</b>	KUBOTA V3800	KUBOTA V3801	KUBOTA V3802	KUBOTA V3803
<b>Power</b>	75kW	75kW	75kW	75kW
<b>Min. Turning Radius</b>	2868mm	2915mm	2965mm	3010mm
<b>Max. Lift Height</b>	6.5m	6.5m	6.5m	6.5m

				
<b>Counter Balanced Tier 3</b>	<b>35D-9S</b>	<b>40D-9S</b>	<b>45D-9S</b>	<b>50D-9SA</b>
<b>Load Capacity</b>	3500kg	4000kg	4500kg	5000kg
<b>Engine</b>	HMC D4DD	HMC D4DD	HMC D4DD	HMC D4DD
<b>Power</b>	70kW	70kW	70kW	70kW
<b>Min. Turning Radius</b>	2868mm	2915mm	2965mm	3010mm
<b>Max. Lift Height</b>	6.5m	6.5m	6.5m	6.5m



# PRODUCT GUIDE | DIESEL FORKLIFTS

		
<b>Counter Balanced Tier 3</b>	<b>70D-7E ACE</b>	<b>80D-7E ACE</b>
<b>Load Capacity</b>	7000kg	8000kg
<b>Engine</b>	HMC D4DE	HMC D4DE
<b>Power</b>	73.5kW	73.5kW
<b>Min. Turning Radius</b>	3360mm	3600mm
<b>Max. Lift Height</b>	6.1m	6.1m

		
<b>Counter Balanced Tier 4</b>	<b>50D-9</b>	<b>70D-9</b>
<b>Load Capacity</b>	5000kg	7000kg
<b>Engine</b>	CUMMINS QSF 3.8	CUMMINS QSF 3.8
<b>Power</b>	75kW	75kW
<b>Min. Turning Radius</b>	3302mm	3429mm
<b>Max. Lift Height</b>	6.1m	6.1m

			
<b>Counter Balanced Tier 4</b>	<b>110D-9</b>	<b>130D-9</b>	<b>160D-9</b>
<b>Load Capacity</b>	11,000kg	13,000kg	16,000kg
<b>Engine</b>	CUMMINS QSB 6.7	CUMMINS QSB 6.7	CUMMINS QSB 6.7
<b>Power</b>	122kW	122kW	122kW
<b>Min. Turning Radius</b>	4343mm	4343mm	4902mm
<b>Max. Lift Height</b>	7.5m	7.5m	7.5m

			
<b>Counter Balanced Tier 4</b>	<b>110D-7E</b>	<b>130D-7E</b>	<b>160D-7E</b>
<b>Load Capacity</b>	11,000kg	13,000kg	16,000kg
<b>Engine</b>	CUMMINS QSB 6.7L	CUMMINS QSB 6.7L	CUMMINS QSB 6.7L
<b>Power</b>	142kW	142kW	142kW
<b>Min. Turning Radius</b>	4191mm	4191mm	4746mm
<b>Max. Lift Height</b>	7m	7m	7m

		
<b>Counter Balanced Tier 3</b>	<b>160D-9L</b>	<b>180D-9B</b>
<b>Load Capacity</b>	16,000kg	18,000kg
<b>Engine</b>	CUMMINS QSB 6.7	BENZ (MTU)
<b>Power</b>	122kW	210kW
<b>Min. Turning Radius</b>	5220mm	5220mm
<b>Max. Lift Height</b>	7m	7m

		
<b>Counter Balanced Tier 4</b>	<b>180D-7E</b>	<b>250D-7E</b>
<b>Load Capacity</b>	18,000kg	25,000kg
<b>Engine</b>	CUMMINS QSB 6.7L	CUMMINS QSL 6.7L
<b>Power</b>	194kW	204kW
<b>Min. Turning Radius</b>	5334mm	5867mm
<b>Max. Lift Height</b>	7m	7m

		
<b>Counter Balanced Tier 4</b>	<b>250D-9</b>	<b>300D-9</b>
<b>Load Capacity</b>	25,000kg	30,000kg
<b>Engine</b>	CUMMINS QSL	CUMMINS QSL9
<b>Power</b>	204kW	204kW
<b>Min. Turning Radius</b>	5867mm	5864mm
<b>Max. Lift Height</b>	7m	6.5m

# WAREHOUSING



## Future-proof your business

### Advanced Technology

- Electric Power Steering System to improve energy efficiency and battery life
- Powerful and Sophisticated driving performance due to Dual Drive Motors
- High speed CANBUS system
- Waterproof for external use - IP43 Motor & IP65 Controller

### Advanced Safety

- Curve Control feature reduces driving speed when turning through a curve
- Anti-Roll Back feature prevents roll back on an incline
- Electric Auto Park Brake
- Operator Presence Sensing System
- Built in weigh indicator with safety cut out on overloading

### The Driver's Choice

- Light and Precise Fingertip control
- Comfortable and efficient Direction & Horn switch on lift lever
- Self-centering steer-wheel
- Full suspension grammar seat
- Spacious operator compartments
- High visibility masts
- Ergonomic design

### Service and Support



- Ease of maintenance
- Advanced Drive System increasing product life
- Side Battery extraction for easy change out
- Self Diagnostics function
- Password start protection system

			
<b>Reach Trucks</b>	<b>13BR-9</b>	<b>15BR-9</b>	<b>18BR-9</b>
<b>Load Capacity</b>	1300kg	1500kg	1800kg
<b>Battery V/Ah</b>	48/230	48/280	48/300
<b>Min. Turning Radius</b>	1448mm	1600mm	1778mm
<b>Lift Height</b>	7m	7m	7m

			
<b>Reach Trucks</b>	<b>20BR-9</b>	<b>25BR-9</b>	<b>30BR-9</b>
<b>Load Capacity</b>	2000kg	2500kg	3000kg
<b>Battery V/Ah</b>	48/335	48/335	48/365
<b>Min. Turning Radius</b>	1778mm	1981mm	2082mm
<b>Lift Height</b>	7m	7.5m	7.5m

				
<b>Reach Trucks</b>	<b>14BRJ-9</b>	<b>16BRJ-9</b>	<b>20BRJ-9</b>	<b>25BRJ-9</b>
<b>Load Capacity</b>	1400kg	1600kg	2000kg	2500kg
<b>Battery V/Ah</b>	48/420	48/420	48/560	48/560
<b>Min. Turning Radius</b>	1638mm	1685mm	1742mm	1885mm
<b>Lift Height</b>	10.5m	10.5m	12m	12m

				
<b>Reach Trucks</b>	<b>15BRP-9</b>	<b>18BRP-9</b>	<b>20BRP-9</b>	<b>23BRP-9</b>
<b>Load Capacity</b>	1500kg	1800kg	2000kg	2300kg
<b>Battery V/Ah</b>	36/1085	36/775	36/930	36/1085
<b>Min. Turning Radius</b>	1850mm	1680mm	1700mm	1820mm
<b>Lift Height</b>	10.2m	6.9m	8.2m	10.2m




		
<b>Order Pickers</b>	<b>10BOP-7</b>	<b>13BOP-7</b>
<b>Load Capacity</b>	1000kg	1300kg
<b>Battery V/Ah</b>	48/300	48/400
<b>Min. Turning Radius</b>	1769mm	1818mm
<b>Max. Lift Height</b>	10.1m	10.1m

			
<b>Order Pickers</b>	<b>EAV-9</b>	<b>TSV-9</b>	<b>LO-9</b>
<b>Load Capacity</b>	136kg	500kg	1000kg
<b>Battery V/Ah</b>	24/120	24/224	24/450
<b>Min. Turning Radius</b>	1260mm	1385mm	1535mm
<b>Lift Height</b>	4.1m	4.9m	1.2m

	
<b>Autonomous Reach Truck</b>	<b>RS010A-9</b>
<b>Load Capacity</b>	1000kg
<b>Battery V/Ah</b>	Lead Acid: 48/310, Lithium: 52/282
<b>Min. Turning Radius</b>	1455mm
<b>Lift Height</b>	6.7m

			
<b>Stackers</b>	<b>12WS</b>	<b>14WS</b>	<b>18WS</b>
<b>Load Capacity</b>	1200kg	1400kg	1800kg
<b>Battery V/Ah</b>	24/210	24/210	24/280
<b>Min. Turning Radius</b>	1490mm	1525mm	1645mm
<b>Lift Height</b>	4.2m	4.2m	4.2m

		
<b>Stackers</b>	<b>15ERS</b>	<b>15ESP</b>
<b>Load Capacity</b>	1500kg	1500kg
<b>Battery V/Ah</b>	24/280	24/280
<b>Min. Turning Radius</b>	1690mm	1690mm
<b>Max. Lift Height</b>	4m	4m

			
<b>Stackers</b>	<b>10CES</b>	<b>12CES</b>	<b>15CES</b>
<b>Load Capacity</b>	1000kg	1200kg	1500kg
<b>Battery V/Ah</b>	24/280	24/280	24/280
<b>Min. Turning Radius</b>	1375mm	1535 mm	1715mm
<b>Lift Height</b>	4.2m	4.2m	4.2m





Pallet Trucks	15SE	18SE	15ELP
Load Capacity	1500kg	1800kg	1500kg
Battery V/Ah	24/60	24/60	24/65
Min. Turning Radius	1375mm	1430mm	1485mm
Lift Height	115mm	115mm	115mm



Pallet Trucks	15EPT	18EPT	20EPT	25EPT
Load Capacity	1500kg	1800kg	2000kg	2500kg
Battery V/Ah	24/210	24/210	24/210	24/210
Min. Turning Radius	1485mm	1485mm	1595mm	1595mm
Lift Height	200mm	200mm	200mm	200mm



Pallet Trucks	All-Terrain Pallet Truck 16UPT	All-Terrain Pallet Truck 20UPT	Double Pallet Runner 20DPR
Load Capacity	1600kg	2000kg	2000kg
Battery V/Ah	48/120	48/120	24/360
Min. Turning Radius	1465mm	1465mm	2348mm
Lift Height	140mm	140mm	120mm

				
<b>Ride on</b>	<b>20REP</b>	<b>25REP</b>	<b>30REP</b>	<b>20ERP</b>
<b>Load Capacity</b>	2000kg	2500kg	3000kg	2000kg
<b>Battery V/Ah</b>	24/210	24/210	24/210	24/280
<b>Min. Turning Radius</b>	1700mm	1700mm	1700mm	2075mm
<b>Lift Height</b>	125mm	125mm	125mm	125mm

				
<b>Lithium Ion</b>	<b>12LPT</b>	<b>15LPT</b>	<b>20LPT</b>	<b>20RPT</b>
<b>Load Capacity</b>	1200kg	1500kg	2000kg	2000kg
<b>Battery V/Ah</b>	24/20	24/20	48/30	24/210
<b>Min. Turning Radius</b>	1390mm	1330mm	1428mm	1700mm
<b>Lift Height</b>	115mm	115mm	140mm	125mm

		
<b>Tow Trucks</b>	<b>15P-9</b>	<b>40T-9</b>
<b>Load Capacity</b>	1500kg	4000kg
<b>Battery V/Ah</b>	48/230	48/230

# FUTURE-PROOF YOUR BUSINESS WITH HYUNDAI SMART TECHNOLOGY & SAFETY

With Hyundai you can be confident that every high-performance forklift is at the forefront of safety, technology and environmental protection.



**CONTACT YOUR LOCAL INDEPENDENT  
HYUNDAI DEALER TODAY**



**▲ HYUNDAI**  
**HIGH PERFORMANCE FORKLIFTS**  
*The driver's choice*

[www.hyundai-forklifts.com.au](http://www.hyundai-forklifts.com.au)